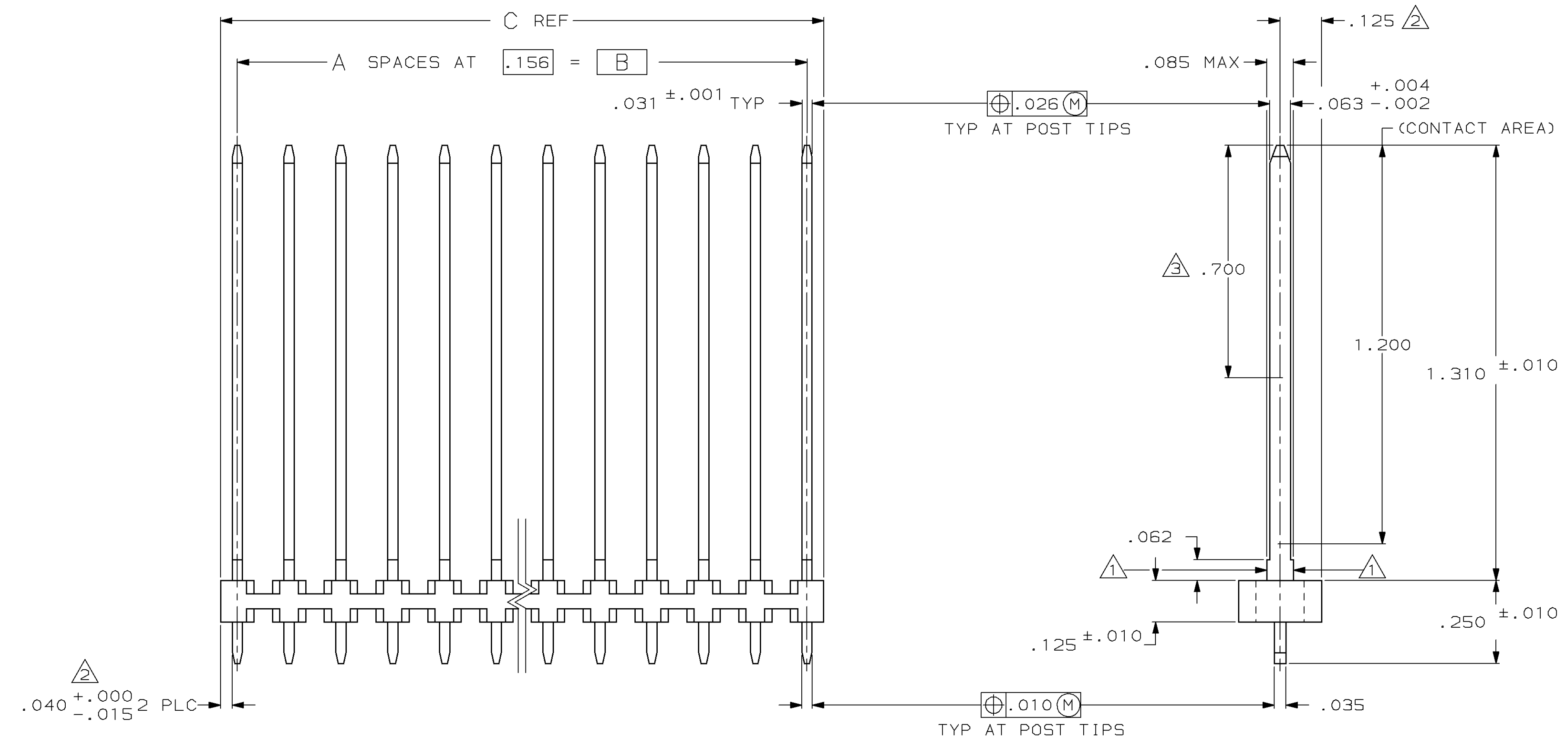
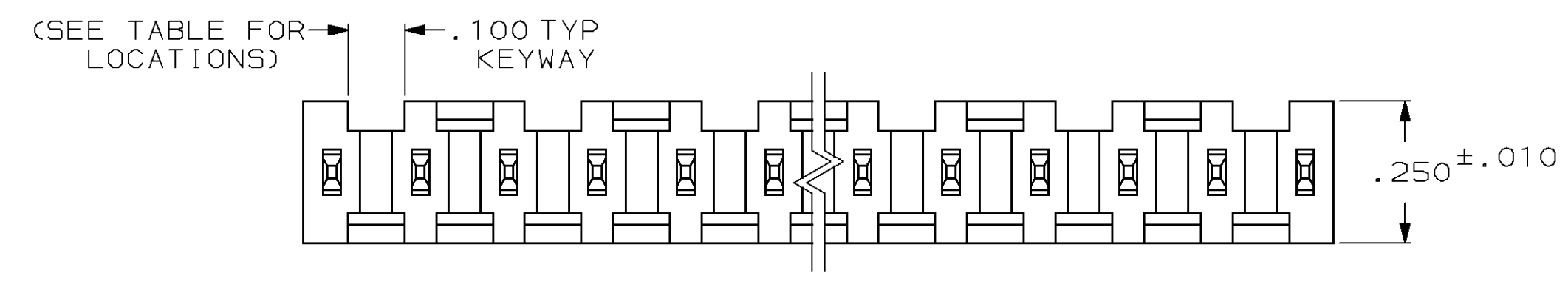
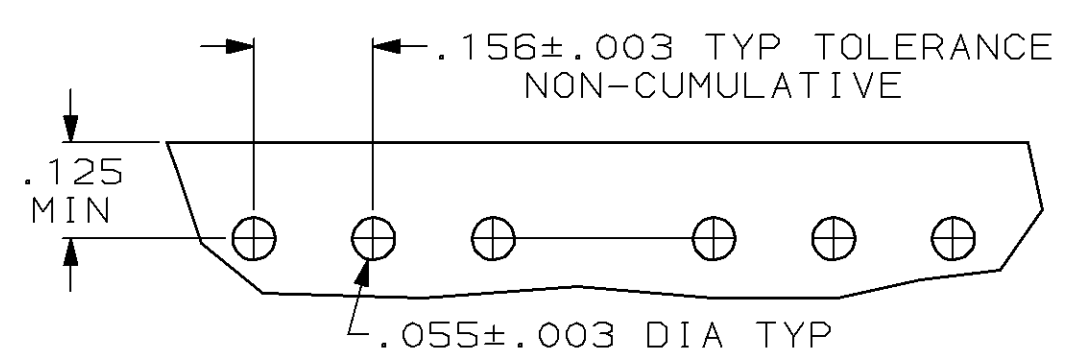


DRAWING MADE IN THIRD ANGLE PROJECTION  
 THIS DRAWING IS UNPUBLISHED. RELEASED FOR PUBLICATION  
 © COPYRIGHT 19 BY AMP INCORPORATED, HARRISBURG, PA. ALL INTERNATIONAL RIGHTS RESERVED. AMP PRODUCTS MAY BE COVERED BY U.S. AND FOREIGN PATENTS AND/OR PATENTS PENDING.

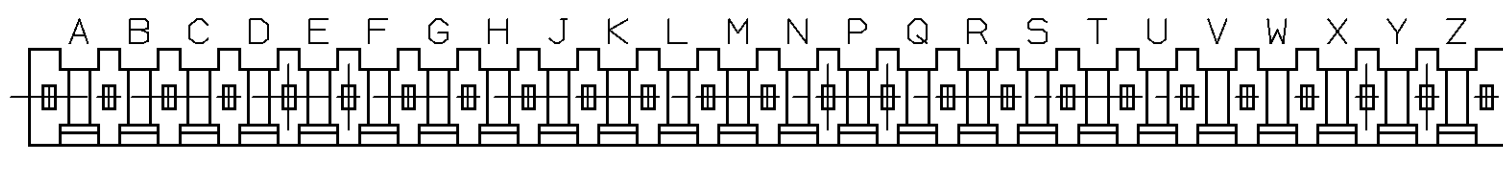
| LOC |    | DIST |   | REV |  | ZONE |  | LTR |  | DESCRIPTION                   |         | DATE | APPD |
|-----|----|------|---|-----|--|------|--|-----|--|-------------------------------|---------|------|------|
| AD  | 39 | P    | F |     |  |      |  | A   |  | REV & REDRAWN ECN 1413 & 1575 | -       | -    |      |
|     |    |      |   |     |  |      |  | B   |  | REV ECN 1785                  | HM      | -    |      |
|     |    |      |   |     |  |      |  | C   |  | REV LOC & DIST AD-4171        | 3-90    | BF   |      |
|     |    |      |   |     |  |      |  | D   |  | REV PER 0010-1103-93          | 3-16-94 | SAS  |      |
|     |    |      |   |     |  |      |  | E   |  | REV PER 0010-1408-94          | 10-94   | JH   |      |
|     |    |      |   |     |  |      |  | F   |  | REV PER 0310-0048-97          | 7-14-97 | JH   |      |



- ① THESE SURFACES WILL NOT BE PLATED
- ② THE NOTED DIMENSIONS APPLY AT THE INTERSECTION OF THE POST AND THE HOUSING
- ③ POINT OF MEASUREMENT FOR PLATING THICKNESS



RECOMMENDED HOLE LAYOUT



KEYWAY LOCATIONS (REF-SEE TABLE)  
 (MATING LENGTH OF POST ON NEAR SIDE)  
 SCALE: 2:1

|          |                  |              |       |       |   |            |                      |
|----------|------------------|--------------|-------|-------|---|------------|----------------------|
| OBSOLETE | A, D, G          | 3            | 1.359 | 1.248 | 8 | 9          | 102022-3             |
| OBSOLETE | A, C, E          | 3            | .891  | .780  | 5 | 6          | 102022-2             |
| OBSOLETE | A, D             | 2            | .735  | .624  | 4 | 5          | 102022-1             |
|          | KEYWAY LOCATIONS | NO OF KEYWAY | C     | B     | A | NO OF POSN | ASSEMBLY PART NUMBER |

|  |  |   |   |         |              |
|--|--|---|---|---------|--------------|
| UNLESS OTHERWISE SPECIFIED DIMENSIONS ARE IN INCHES TOLERANCES ON: |  | DR 9-15-87<br>H MOLL                        | AMP INCORPORATED<br>Harrisburg, Pa. 17105                         |         |              |
| 2 PL DEC ± -   |  | CHK 9-23-87<br>E TREECE                     |   |         |              |
| 3 PL DEC ± .005  |  | APPD 9-23-87<br>E TREECE                    | NAME<br>HEADER ASSEMBLY, MOD I,<br>VERTICAL, SINGLE ROW,<br>.156¢ |         |              |
| ANGLES ± -   |  | APPD 9-23-87<br>J SCHIEFER                  | PRODUCT SPEC<br>108-25016   |         |              |
| MATERIAL HOUSING - FLAME RETARDANT THERMOPLASTIC, COLOR - BLACK    |  | POSTS - BRASS                               | SIZE  | FSCM NO | DRAWING NO   |
| FINISH POSTS:  |  | FINISH POSTS:                               | <b>D</b>  | 00779   | 102022       |
| .000015 GOLD IN CONTACT AREA, GOLD FLASH ON                        |  | .000015 GOLD IN CONTACT AREA, GOLD FLASH ON | SCALE   | 4:1     | SHEET 1 OF 1 |
| REMAINDER, ALL OVER  |  | .000050 NICKEL                              | CUSTOMER DRAWING  |         |              |